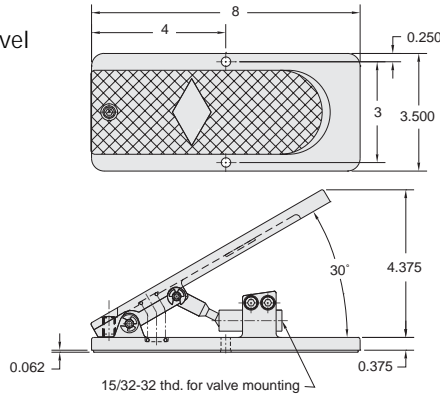




VALVE ACTUATORS

Foot Pedal

Adjustable travel foot pedal



Part No.	Description
FPA-1	Adjustable Travel Foot Pedal

Construction: Sturdy cast aluminum and black oxidized steel

Control Devices: May be fitted with any Clippard 2-, 3- or 4-way valve or MAR-1C pressure controller with a #15/32-32 mounting thread

Mounting: To floor or other structure with two 9/32" mounting holes stroke plunger adjustable to accommodate a variety of valves

"Hands-free" touch-of-toe operation of endless types of automated and semi-automated machinery and equipment, jigs and fixtures, is possible thru use of this sturdy treadle type foot pedal, combined with Clippard miniature valves, plunger type air pressure controls, and electrical switch.

A sliding link mechanism between treadle and mounting sleeve actuates the component, and a set screw at the back of pedal base adjusts treadle travel.

Pedal is spring loaded at approximately 1/2 lb. for return to "off" position.

Note for MBA-1, 11925 & 12296:

When mounting on a valve, a space should be provided between the body and the actuator according to the chart to the right:

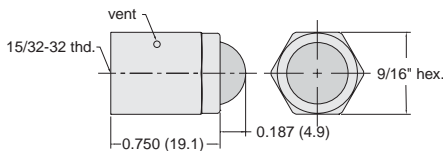
Valve mtg. thd.	MBA-1	11925	12296
0.250 thd length	0.125"	0.062"	0.062"
0.373 thd length	0.218"	0.188"	0.188"

A mounting nut (supplied with valve), mounting bracket or washers should be used to obtain the required spacing.

Ball Cam Actuator



Ball Cam Actuator permits the valves and electrical switch to be operated by mechanical movement depressing the ball from any direction



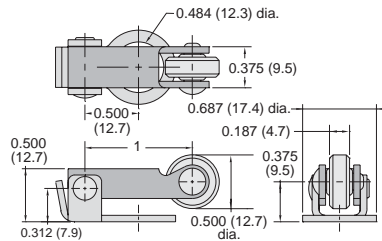
Construction: Body - brass
Ball - stainless steel retained in housing

Operation: Will actuate valve while depressed from any (360°) direction

Mounting: 15/32-32 female to mount to Clippard miniature valves and electric switch

Part No.	Description
MBA-1	Ball Cam Actuator

Roller Cam Actuator



Construction: Stainless steel with nylon roller

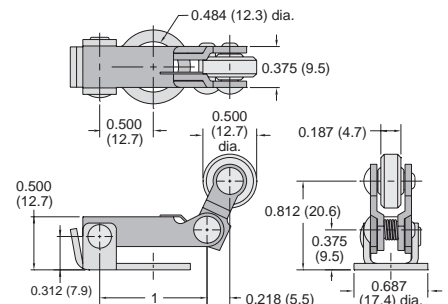
Temperature Range: 32° to 230° F

Mounting: 31/64" dia. mounting hole fits 15/32-32 threaded mounting section of valve bodies

Operation: Mounts to valve body, actuates valve when mechanically depressed; valve spring provides return

Part No.	Description
11925	Roller Cam Follower Actuator

Double-Pivoted Actuator



Construction: Stainless steel with nylon roller

Mounting: 31/64" dia. mounting hole fits 15/32-32 threaded mounting section of valve bodies

Operation: Mounts to valve body, actuates valve when depressed by activating cam or linear travel device in one direction only; no actuation on return travel

Part No.	Description
12296	Roller, Double-Pivoted One-Way Cam Follower Actuator